

20th April, 2017

BSE Limited
Phiroze Jeejeebhoy Towers
Dalal Street, Fort,
Mumbai-400 001
K.A.: Ms. Ishwari Vaidya

The National Stock Exchange of India Limited
Bandra Kurla Complex,
Bandra East,
Mumbai - 400 051
K.A.: Ms. Snehal Bide


Sub: Shareholding Pattern - Regulation 31

Ref: Stock Code: 532892/MOTILALOFS

Please find enclosed the Shareholding Pattern of Motilal Oswal Financial Services Limited for the quarter ended 31st March, 2017 as per Regulation 31 of the SEBI (Listing Obligations and Disclosure Requirements) Regulations, 2015.

Thanking you,

Yours faithfully,
For Motilal Oswal Financial Services Limited


Murali Krishnan Iyer
Company Secretary and Compliance Officer
(PAN: AAHPI7831G)





Encl: As above

Shareholding Pattern under Regulation 31 of SEBI (Listing Obligations and Disclosure Requirements) Regulations, 2015

1.	Name of Listed Entity: Mortal Oswal Financial Services Limited				
2.	Scrp Code/Name of Scrip/Class of Security: 532892				
3.	Share Holding Pattern Filed under: Reg. 31(1)(a)/Reg. 31(1)(b)/Reg.31(1)(c) <table border="1" style="margin-left: 20px;"> <tr> <td>a.</td> <td>If under 31(1)(b) then indicate the report for Quarter ending</td> </tr> <tr> <td>b.</td> <td>If under 31(1)(c) then indicate date of allotment/extinguishment</td> </tr> </table>	a.	If under 31(1)(b) then indicate the report for Quarter ending	b.	If under 31(1)(c) then indicate date of allotment/extinguishment
a.	If under 31(1)(b) then indicate the report for Quarter ending				
b.	If under 31(1)(c) then indicate date of allotment/extinguishment				
4.	Declaration: The Listed entity is required to submit the following declaration to the extent of submission of information:-				

Particulars	Yes *	No *
1 Whether the Listed Entity has issued any partly paid up shares?		No
2 Whether the Listed Entity has issued any Convertible Securities or Warrants?		No
3 Whether the Listed Entity has any shares against which depository receipts are issued?		No
4 Whether the Listed Entity has any shares in locked-in?		No
5 Whether any shares held by promoters are pledge or otherwise encumbered?	Yes	


* If the Listed Entity selects the option 'No' for the questions above, the columns for the partly paid up shares, Outstanding Convertible Securities/Warrants, depository receipts, locked-in shares, No of shares pledged or otherwise encumbered by promoters, as applicable, shall not be displayed at the time of dissemination on the Stock Exchange website. Also wherever there is 'No' declared by Listed Entity in above table the values will be considered as 'Zero' by default on submission of the format of holding of specified securities.

Motilal Oswal Financial Services Limited
Table I - Summary Statement holding of specified securities

Category	(i) Category of shareholder	(ii) Nos. of shares held	(iii) No. of fully paid up equity shares	(iv) No. of Partly paid-up equity shares held	(v) No. of shares underlying Depository Receipts	(vi) Total nos. shares held	(vii) Shareholding as a % of total no. of shares (calculated as per SCRR, 1957)	Number of Voting Rights held in each class of securities			(x) Total	(xi) Total as a % of (A+B+C)	(xii) No. of Shares Underlying Outstanding convertible securities (including Warrants)	(xiii) Shareholding, as a % assuming full conversion of convertible securities (as a percentage of diluted share capital)	Number of Locked in shares		Number of Shares pledged or otherwise encumbered		(xiv) Number of equity shares held in dematerialised form
								(viii) Class eg: X	(ix) Class eg: Y	(x) Total					(xii) As a % of total Shares held(b)	(xiii) No. (a)	(xiii) As a % of total Shares held(b)	(xiv) No. (a)	
(A)	Promoter & Promoter Group	17	102363700	0	0	102363700	70.8608	0	0	0	70.8608	0	0.0000	0	0.0000	10000	0.009700	102363700	
(B)	Public	14710	42093776	0	0	42093776	29.1392	0	0	42093776	29.1392	0	0.0000	0	0.0000	NA	NA	42040666	
(C)	Non Promoter - Non Public	0	0	0	0	0	0.0000	0	0	0	0.0000	0	0.0000	0	0.0000	NA	NA	0	
(C1)	Shares Underlying DRs	0	0	0	0	0	0.0000	0	0	0	0.0000	0	0.0000	0	0.0000	NA	NA	0	
(C2)	Shares Held By Employee Trust	0	0	0	0	0	0.0000	0	0	0	0.0000	0	0.0000	0	0.0000	NA	NA	0	
	Total	14727	144457476	0	0	144457476	100.0000	0	0	144457476	100.0000	0	0.0000	0	0.0000	10000	0.006900	144404366	


[Handwritten signature]



Motilal Oswal Financial Services Limited
Table II - Statement showing shareholding pattern of the Promoter and Promoter Group

Category & Name of the shareholders	PAN	Nos. of shares	No. of fully paid up equity shares	Partly paid-up equity shares	No. of shares underlying Depositor	Total nos. shares held (A+B+C+E)	Shareholding % as per SCRR, 1957 As a % of (A+B+C)	Number of Voting Rights held in each class of securities			Total as a % of (A+B+C)	Shares Outstanding (including securities convertible)	Ing. as a % of convertible securities (K) =	Number of Locked In Shares		Number of Shares pledged or otherwise encumbered	As a % of total Shares held (L) =
								Class eg: X	Class eg: Y	Total				As a % of total Shares held (J)	As a % of total Shares held (K)		
1	Indian Individuals / Hindu Undivided Family		23837576	0	0	23837576	16.5014	23837576	0	23837576	16.5014	0	0	0	0	0	23837576
(a)	Motilal Capital Oswal	AAAP00616Q	12310476	0	0	12310476	8.3834	12310476	0	12310476	8.3834	0	0	0	0	0	12310476
(b)	Ramdeo Bangsal Agrawal	AA8PA15Z7D	11727100	0	0	11727100	8.118	11727100	0	11727100	8.118	0	0	0	0	0	11727100
(c)	Central Government / State Government(s)		0	0	0	0	0	0	0	0	0	0	0	0	0	0	0
(d)	Financial Institutions / Banks		0	0	0	0	0	0	0	0	0	0	0	0	0	0	0
(e)	Any Other (Specify)		0	0	0	0	0	0	0	0	0	0	0	0	0	0	0
(f)	Person Acting in Concert		78526124	0	0	78526124	54.3593	78526124	0	78526124	54.3593	0	0	0	0	0	0
(g)	Ramdeo Bangsal Agrawal-HUF	AAAHAS098G	13317300	0	0	13317300	1.1988	17317300	0	17317300	1.1988	0	0	0	0	0	17317300
(h)	Ramdeo Bangsal Agrawal	AAAP00616Q	295400	0	0	295400	0.2045	295400	0	295400	0.2045	0	0	0	0	0	295400
(i)	Vinoda Krishna Oswal	AAAP00616Q	175240	0	0	175240	0.0867	175240	0	175240	0.0867	0	0	0	0	0	175240
(j)	Karoon Ram (Sonal) Agrawal	AAAP00616Q	100000	0	0	100000	0.0692	100000	0	100000	0.0692	0	0	0	0	0	100000
(k)	Suman Agrawal	AH8PA15Z7D	100000	0	0	100000	0.0692	100000	0	100000	0.0692	0	0	0	0	0	100000
(l)	Vijaya Agrawal	AAAP00616Q	100000	0	0	100000	0.0692	100000	0	100000	0.0692	0	0	0	0	0	100000
(m)	Sukhdeo Bangsal Agrawal	ADAPAR036C	80200	0	0	80200	0.0555	80200	0	80200	0.0555	0	0	0	0	0	80200
(n)	Anita Agrawal	ADUPA0494D	80000	0	0	80000	0.0554	80000	0	80000	0.0554	0	0	0	0	0	80000
(o)	Sarati Agrawal	ADUPA4410F	79000	0	0	79000	0.0547	79000	0	79000	0.0547	0	0	0	0	0	79000
(p)	Govind Dev Agrawal	AG8PA15Z7D	55770	0	0	55770	0.0386	55770	0	55770	0.0386	0	0	0	0	0	55770
(q)	Tejendra Capital Oswal	AAAP00616Q	55000	0	0	55000	0.0381	55000	0	55000	0.0381	0	0	0	0	0	55000
(r)	Vinoda Devi	AEPV2E41A	11000	0	0	11000	0.0076	11000	0	11000	0.0076	0	0	0	0	0	11000
(s)	Motilal Capital Oswal-HUF	AA8HMA462E	120	0	0	120	0.0001	120	0	120	0.0001	0	0	0	0	0	120
(t)	Bodhis CorpPTE	AAACM7085V	76794394	0	0	76794394	53.1606	76794394	0	76794394	53.1606	0	0	0	0	0	76794394
(u)	Passionate Investment Management Pvt Ltd - Proprietary Acc	AAACM7085V	76792394	0	0	76792394	53.1592	76792394	0	76792394	53.1592	0	0	0	0	0	76792394
(v)	Osam Enterprises Llp	AAFC06917H	2000	0	0	2000	0.0014	2000	0	2000	0.0014	0	0	0	0	0	2000
(w)	Sub Total (A1)		102363700	0	0	102363700	70.8608	102363700	0	102363700	70.8608	0	0	0	0	0	102363700
(x)	Foreign		0	0	0	0	0	0	0	0	0	0	0	0	0	0	0
(y)	Individuals (Non-Resident Individuals / Foreign Individuals)		0	0	0	0	0	0	0	0	0	0	0	0	0	0	0
(z)	Government		0	0	0	0	0	0	0	0	0	0	0	0	0	0	0
(aa)	Institutions		0	0	0	0	0	0	0	0	0	0	0	0	0	0	0
(ab)	Foreign Portfolio Investor		0	0	0	0	0	0	0	0	0	0	0	0	0	0	0
(ac)	Any Other (Specify)		0	0	0	0	0	0	0	0	0	0	0	0	0	0	0
(ad)	Sub Total (A2)		0	0	0	0	0	0	0	0	0	0	0	0	0	0	0
(ae)	Total Shareholding Of Promoter And Promoter Group (A)		102363700	0	0	102363700	70.8608	102363700	0	102363700	70.8608	0	0	0	0	0	10000
(af)	(B)(3)+(A)(2)		102363700	0	0	102363700	70.8608	102363700	0	102363700	70.8608	0	0	0	0	0	10000

Motilal Oswal



Motilal Oswal Financial Services Limited
Table III - Statement showing shareholding pattern of the Public shareholder

Category & Name of the shareholders	(i)	(ii)	(iii)	(iv)	(v)	(vi)	(vii)	(viii)	(ix)	(x)	(xi)	(xii)	(xiii)	(xiv)	(xv)
1 Institutions	17	2179624	1.5088	2179624	0	0	2179624	1.5088	0	0	0	0	0	2179624	0
(a) Mutual Fund	0	0	0	0	0	0	0	0	0	0	0	0	0	0	0
(b) Venture Capital Funds	0	0	0	0	0	0	0	0	0	0	0	0	0	0	0
(c) Alternative Investment Funds	0	0	0	0	0	0	0	0	0	0	0	0	0	0	0
(d) Foreign Venture Capital Investors	0	0	0	0	0	0	0	0	0	0	0	0	0	0	0
(e) Foreign Portfolio Investor	65	18032258	12.4827	18032258	0	0	18032258	12.4827	0	0	0	0	18032258	0	
Franklin Templeton Investment Funds	4298806	4298806	2.9756	4298806	0	0	4298806	2.9756	0	0	0	0	4298806	0	
Jp Morgan Indian Investment Company (Mauritius)	2087896	2087896	1.4453	2087896	0	0	2087896	1.4453	0	0	0	0	2087896	0	
AAFCF06764	1866822	1866822	1.2931	1866822	0	0	1866822	1.2931	0	0	0	0	1866822	0	
AAFCF0480M	40424	40424	0.028	40424	0	0	40424	0.028	0	0	0	0	40424	0	
2 Financial Institutions / Banks	2	40424	0.028	40424	0	0	40424	0.028	0	0	0	0	40424	0	
(f) Insurance Companies	0	0	0	0	0	0	0	0	0	0	0	0	0	0	
(g) Provident Funds/ Pension Funds	0	0	0	0	0	0	0	0	0	0	0	0	0	0	
(h) Any Other (Specify)	0	0	0	0	0	0	0	0	0	0	0	0	0	0	
(i) Sub Total (8)(1)-(8)(3)	65	20252306	14.0196	20252306	0	0	20252306	14.0196	0	0	0	0	20252306	0	
3 Central Government/ State Government(s)/ President of India	0	0	0	0	0	0	0	0	0	0	0	0	0	0	
(a) Sub Total (8)(1)-(8)(3)	0	0	0	0	0	0	0	0	0	0	0	0	0	0	
4 Non-Institutions	0	0	0	0	0	0	0	0	0	0	0	0	0	0	
(a) Individuals	0	0	0	0	0	0	0	0	0	0	0	0	0	0	
(b) i. Individual shareholders holding nominal share capital up to Rs. 2 lakhs.	13430	8071438	5.5874	8071438	0	0	8071438	5.5874	0	0	0	0	8071438	0	
ii. Individual shareholders holding nominal share capital in excess of Rs. 2 lakhs.	5	3221930	2.2304	3221930	0	0	3221930	2.2304	0	0	0	0	3221930	0	
iii. Joint - Indian	0	1866822	1.2931	1866822	0	0	1866822	1.2931	0	0	0	0	1866822	0	
(c) NRI's registered with RBI	0	0	0	0	0	0	0	0	0	0	0	0	0	0	
(d) Employees Trusts	0	0	0	0	0	0	0	0	0	0	0	0	0	0	
(e) Overseas Depositor(s) holding DRs/ (balancing figure)	0	0	0	0	0	0	0	0	0	0	0	0	0	0	
(f) Any Other (Specify)	1191	10548102	7.3015	10548102	0	0	10548102	7.3015	0	0	0	0	10548102	0	
(g) Trusts	1	1500	0.001	1500	0	0	1500	0.001	0	0	0	0	1500	0	
(h) Hindu Undivided Family	464	203106	0.1406	203106	0	0	203106	0.1406	0	0	0	0	203106	0	
(i) Non Resident Indians (Non Repat)	75	101930	0.0706	101930	0	0	101930	0.0706	0	0	0	0	101930	0	
(j) Other Directors	1	7884010	5.4023	7884010	0	0	7884010	5.4023	0	0	0	0	7884010	0	
(k) Non Resident Indians (Repatriation)	214	680095	0.4708	680095	0	0	680095	0.4708	0	0	0	0	680095	0	
(l) Non Resident Indians (Non Repat)	127	210381	0.1456	210381	0	0	210381	0.1456	0	0	0	0	210381	0	
(m) Binding Member	309	1547080	1.0721	1547080	0	0	1547080	1.0721	0	0	0	0	1547080	0	
(n) Bodies Corporate	14626	21841470	15.1197	21841470	0	0	21841470	15.1197	0	0	0	0	21841470	0	
(o) Sub Total (8)(4)	14710	42093776	29.1392	42093776	0	0	42093776	29.1392	0	0	0	0	42093776	0	
(p) Total Public Shareholding (b)+(k)+(l)+(m)+(n)+(o)+(p)	14710	42093776	29.1392	42093776	0	0	42093776	29.1392	0	0	0	0	42093776	0	

Motilal Oswal




Details of the shareholders acting as persons in Concert including their Shareholding (No. and %):

Name	Holdings	%
SUMAN AGRAWAL	100000	0.0692
SUREETA RAMDEO AGRAWAL	295400	0.2045
PARVINDA GOPAL OSWAL	55000	0.0391
VIMALA MOTILAL OSWAL	125240	0.0867
MOTILAL GOPAL OSWAL-HUF	320	0.0001
RAMDEO RAMGOPAL AGRAWAL-HUF	550000	0.4500
KAROOJ RAMGOPAL AGRAWAL	100000	0.0692
SUNDEO RAMGOPAL AGRAWAL	80200	0.0555
VIMALA DEVI	11000	0.0076
ANITA AGRAWAL	80000	0.0554
GOVIND DEO AGRAWAL	55720	0.0386
VINAY AGRAWAL	300000	0.2092
SATISH AGRAWAL	79000	0.0547

No. of Shareholders	No. of Shares
0	0

Details of Shares which remain unclaimed may be given here along with details such as number of shareholders, outstanding shares held in demat/unclaimed suspense account, voting rights which are frozen etc.

[Handwritten signature]



Mottlal Oswal Financial Services Limited

Table IV - Statement showing shareholding pattern of the Non Promoter- Non Public shareholder

Category & Name of the shareholders	(i)	(ii)	(iii)	(iv)	(v)	(vi)	(vii) = Total nos. of shares held	Shareholding % as per SCRR, 1957 As a % of (A+B+C)	Number of Voting Rights held in each class		Total as a % of (A+B+C)	Shares Outstanding (including convertible securities)	(ix) = Total as a % of (A+B+C)	Number of Locked In shares	Number of Shares pledged or encumbered	Number of Shares pledged or otherwise encumbered	Number of equity shares held in dematerialized form
									No of Voting Rights	(x) = Total							
1 Custodian/DPI Holder			0	0	0	0	0	0.0000	0	0	0.0000	0	0.0000	0	0.0000	0	0
2 Employee Benefit Trust (under SEBI (Share based Employee Benefit) Regulations, 2014)			0	0	0	0	0	0.0000	0	0	0.0000	0	0.0000	0	0.0000	0	0
Total Non-Promoter - Non Public Shareholding (C) = (C1)+(C2)			0	0	0	0	0	0.0000	0	0	0.0000	0	0.0000	0	0.0000	0	0

M. Oswal