

General information about company	
Scrip code	532892
NSE Symbol	MOTILALOF5
MSEI Symbol	NOTLISTED
ISIN	INE338101027
Name of the company	Motilal Oswal Financial Services Limited
Whether company is SME	No
Class of Security	Equity Shares
Type of report	Quarterly
Quarter Ended / Half year ended/Date of Report (For Prelisting / Allotment)	30-09-2025
Date of allotment / extinguishment (in case Capital Restructuring selected) / Listing Date	
Shareholding pattern filed under	Regulation 31 (1) (b)
Whether the listed entity is Public Sector Undertaking (PSU)?	No



Praveen

Declaration					
Sr. No.	Particular	Yes/No	Promoter and Promoter Group	Public shareholder	Non Promoter- Non Public
1	Whether the Listed Entity has issued any partly paid up shares?	No	No	No	No
2	Whether the Listed Entity has issued any Convertible Securities ?	No	No	No	No
3	Whether the Listed Entity has issued any Warrants ?	No	No	No	No
4	Whether Listed Entity has granted any ESOPs, which are outstanding?	Yes	No	Yes	No
5	Whether the Listed Entity has any shares against which depository receipts are issued?	No	No	No	No
6	Whether the Listed Entity has any shares in locked-in?	No	No	No	No
7	Whether any shares held by promoters are encumbered under "Pledged" ?	No	No		
8	Whether any shares held by promoters are encumbered under "Non-Disposal Undertaking"?	No	No		
9	Whether any shares held by promoters are encumbered, other than by way of Pledge or NDU, if any?	No	No		
10	Whether company has equity shares with differential voting rights?	No	No	No	No
11	Whether the listed entity has any significant beneficial owner?	Yes			





Table I - Summary Statement holding of specified securities																
Category (I)	Category of shareholder (II)	Nos. Of shareholders (III)	No. of fully paid up equity shares held (IV)	No. Of Partly paid-up equity shares held (V)	No. Of shares underlying Depository Receipts (VI)	Total nos. shares held (VII) = (IV)+(V)+(VI)	Shareholding as a % of total no. of shares (calculated as per SCRR, 1957) (VIII) As a % of (A+B+C2)	Number of Voting Rights held in each class of securities (IX)			No. Of Shares Underlying Outstanding convertible securities (XA)	No. of Shares Underlying Outstanding Warrants (XB)	No. Of Outstanding ESOP Granted (XC)	No. of Shares Underlying Outstanding convertible securities, No. of Warrants and ESOP etc. (X) = (XA+XB+XC)	Total No. of shares on fully diluted basis (including warrants, ESOP, Convertible Securities etc.) (XI) = (VII+X)	
								No of Voting (XIV) Rights								Total as a % of (A+B+C)
								Class eg:X	Class eg:Y	Total						
(A)	Promoter & Promoter Group	24	406492752			406492752	67.69	406492752		406492752	67.69				406492752	
(B)	Public	241273	194016480			194016480	32.31	194016480		194016480	32.31		20056558	20056558	214073038	
(C)	Non Promoter-Non Public															
(C1)	Shares underlying DRs															
(C2)	Shares held by Employee Trusts															
	Total	241297	600509232			600509232	100	600509232		600509232	100		20056558	20056558	620565790	



Handwritten signature or initials.


Table I - Summary Statement holding of specified securities																
Category (I)	Category of shareholder (II)	Shareholding, as a % assuming full conversion of convertible securities (as a percentage of diluted share capital) (XII)= (VII)+(X) As a % of (A+B+C2)	Number of Locked in shares (XIII)		Number of Shares pledged (XIV)		Non-Disposal Undertaking (XV)		Other encumbrances, if any (XVI)		Total Number of Shares encumbered (XVII) = (XIV+XV+XVI)		Number of equity shares held in dematerialized form (XVIII)	Sub-categorization of shares		
			No. (a)	As a % of total Shares held (b)	No. (a)	As a % of total Shares held (b)	No. (a)	As a % of total Shares held (b)	No. (a)	As a % of total Shares held (b)	No. (a)	As a % of total Shares held (b)		Sub-category (i)	Sub-category (ii)	Sub-category (iii)
(A)	Promoter & Promoter Group	65.5											406492752			
(B)	Public	34.5											194016479	0	0	0
(C)	Non Promoter-Non Public															
(C1)	Shares underlying DRs															
(C2)	Shares held by Employee Trusts															
	Total	100											600509231	0	0	0



[Handwritten signature]

Table II - Statement showing shareholding pattern of the Promoter and Promoter Group

Sr. No.	Category & Name of the Shareholders (I)	Nos. Of shareholders (III)	No. of fully paid up equity shares held (IV)	No. Of Partly paid-up equity shares held (V)	No. Of shares underlying Depository Receipts (VI)	Total nos. shares held (VII) = (IV)+(V)+(VI)	Shareholding as a % of total no of shares (calculated as per SCRR, 1957) (VIII) As a % of (A+B+C2)	Number of Voting Rights held in each class of securities (IX)			No. Of Shares Underlying Outstanding convertible securities (XA)	No. of Shares Underlying Outstanding Warrants (XB)	No. Of Outstanding ESOP Granted (XC)	No. of Shares Underlying Outstanding convertible securities, No. of Warrants and ESOP etc. (X) = (XA+XB+XC)	Total No. of shares on fully diluted basis (including warrants, ESOP, Convertible Securities etc.) (XI)= (VII+X)	
								No of Voting (XIV) Rights								Total as a % of Total Voting rights
								Class eg: X	Class eg: Y	Total						
A	Table II - Statement showing shareholding pattern of the Promoter and Promoter Group															
(1)	Indian															
(a)	Individuals/Hindu undivided Family	2	140619976			140619976	23.42	140619976		140619976	23.42				140619976	
(d)	Any Other (specify)	22	265872776			265872776	44.27	265872776		265872776	44.27				265872776	
Sub-Total (A)(1)		24	406492752			406492752	67.69	406492752		406492752	67.69				406492752	
(2)	Foreign															
Total Shareholding of Promoter and Promoter Group (A)= (A)(1)+(A)(2)		24	406492752			406492752	67.69	406492752		406492752	67.69				406492752	
B	Table III - Statement showing shareholding pattern of the Public shareholder															
(1)	Institutions (Domestic)															
(a)	Mutual Funds	30	30756514			30756514	5.12	30756514		30756514	5.12		0	0	30756514	
(c)	Alternate Investment Funds	28	2797333			2797333	0.47	2797333		2797333	0.47		0	0	2797333	
(e)	Insurance Companies	13	1384654			1384654	0.23	1384654		1384654	0.23		0	0	1384654	
(i)	NBFCs registered with RBI	3	102377			102377	0.02	102377		102377	0.02		0	0	102377	
Sub-Total (B)(1)		74	35040878			35040878	5.84	35040878		35040878	5.84		0	0	35040878	
(2)	Institutions (Foreign)															
(d)	Foreign Portfolio Investors Category I	223	40641243			40641243	6.77	40641243		40641243	6.77		0	0	40641243	
(e)	Foreign Portfolio Investors Category II	28	4523045			4523045	0.75	4523045		4523045	0.75		0	0	4523045	
Sub-Total (B)(2)		251	45164288			45164288	7.52	45164288		45164288	7.52		0	0	45164288	
(3)	Central Government / State Government(s)															




(4)	Non-institutions													
(b)	Directors and their relatives (excluding independent directors and nominee directors)	3	39009231		39009231	6.5	39009231	39009231	6.5			200000	200000	39209231
(c)	Key Managerial Personnel	2	450536		450536	0.08	450536	450536	0.08			240000	240000	690536
(f)	Investor Education and Protection Fund (IEPF)	1	77216		77216	0.01	77216	77216	0.01			0	0	77216
(g)	Resident Individuals holding nominal share capital up to Rs. 2 lakhs	250447	45071171		45071171	7.51	45071171	45071171	7.51			15275122	15275122	60346293
(h)	Resident Individuals holding nominal share capital in excess of Rs. 2 lakhs	28	17118584		17118584	2.85	17118584	17118584	2.85			4341436	4341436	21460020
(i)	Non Resident Indians (NRIs)	5503	3629281		3629281	0.6	3629281	3629281	0.6			0	0	3629281
(l)	Bodies Corporate	1315	5405482		5405482	0.9	5405482	5405482	0.9			0	0	5405482
(m)	Any Other (specify)	3649	3049813		3049813	0.51	3049813	3049813	0.51			0	0	3049813
Sub-Total (B)(4)		240948	113811314		113811314	18.95	113811314	113811314	18.95			0	0	3049813
Total Public Shareholding (B)=(B)(1)+(B)(2)+(B)(3)+(B)(4)		241273	194016480		194016480	32.31	194016480	194016480	32.31			20056558	20056558	133867872
C	Table IV - Statement showing shareholding pattern of the Non Promoter- Non Public shareholder													
Total (A+B+C2)		241297	600509232		600509232	100	600509232	600509232	100			20056558	20056558	620565790
Total (A+B+C)		241297	600509232		600509232	100	600509232	600509232	100			20056558	20056558	620565790




Table II - Statement showing shareholding pattern of the Promoter and Promoter Group																
Sr. No.	Category & Name of the Shareholders (1)	Shareholding, as a % assuming full conversion of convertible securities (as a percentage of diluted share capital) (XII) = (VII)+(X) As a % of (A+B-C2)	Number of Locked in shares (XIII)		Number of Shares pledged (XIV)		Non-Disposal Undertaking (XV)		Other encumbrances, if any (XVI)		Total Number of Shares encumbered (XVII) = (XIV+XV+XVI)		Number of equity shares held in dematerialized form (XVIII)	Sub-categorization of shares		
			No. (a)	As a % of total Shares held (b)	No. (a)	As a % of total Shares held (b)	No. (a)	As a % of total Shares held (b)	No. (a)	As a % of total Shares held (b)	No. (a)	As a % of total Shares held (b)		Sub-category (i)	Sub-category (ii)	Sub-category (iii)
A	Table II - Statement showing shareholding pattern of the Promoter and Promoter Group															
(1)	Indian															
(a)	Individuals/Hindu undivided Family	22.66											140619976			
(d)	Any Other (specify)	42.84											265872776			
Sub-Total (A)(1)		65.5											406492752			
(2)	Foreign															
Total Shareholding of Promoter and Promoter Group (A) = (A)(1)+(A)(2)		65.5											406492752			
B	Table III - Statement showing shareholding pattern of the Public shareholder															
(1)	Institutions (Domestic)															
(a)	Mutual Funds	4.96											30756514	0	0	0
(c)	Alternate Investment Funds	0.45											2797333	0	0	0
(e)	Insurance Companies	0.22											1384654	0	0	0
(i)	NBFCs registered with RBI	0.02											102377	0	0	0
Sub-Total (B)(1)		5.65											35040878	0	0	0
(2)	Institutions (Foreign)															
(d)	Foreign Portfolio Investors Category I	6.55											40641243	0	0	0





(e)	Foreign Portfolio Investors Category II	0.73																		4523045	0	0	0
Sub-Total (B)(2)		7.28																		45164288	0	0	0
(3)	Central Government / State Government(s)																						
(4)	Non-institutions																						
(b)	Directors and their relatives (excluding independent directors and nominee directors)	6.32																		39009231	0	0	0
(c)	Key Managerial Personnel	0.11																		450536	0	0	0
(f)	Investor Education and Protection Fund (IEPF)	0.01																		77216	0	0	0
(g)	Resident Individuals holding nominal share capital up to Rs. 2 lakhs	9.72																		45071170	0	0	0
(h)	Resident Individuals holding nominal share capital in excess of Rs. 2 lakhs	3.46																		17118584	0	0	0
(i)	Non Resident Indians (NRIs)	0.58																		3629281	0	0	0
(l)	Bodies Corporate	0.87																		5405482	0	0	0
(m)	Any Other (specify)	0.49																		3049813	0	0	0
Sub-Total (B)(4)		21.57																		113811313	0	0	0
Total Public Shareholding (B)=(B)(1)+(B)(2)+(B)(3)+(B)(4)		34.5																		194016479	0	0	0
C	Table IV - Statement showing shareholding pattern of the Non Promoter- Non Public shareholder																						
Total (A+B+C2)		100																		600509231			
Total (A+B+C)		100																		600509231			

Individuals/Hindu undivided Family			
Sr. No.	1	2	
Name of the Shareholders (I)	Raamdeo Ramgopal Agrawal	Motilal Gopilal Oswal	Click here to go back
PAN (II)			Total
No. of fully paid up equity shares held (IV)	127107260	13512716	140619976
Total nos. shares held (VII) = (IV)+ (V)+ (VI)	127107260	13512716	140619976
Shareholding as a % of total no. of shares (calculated as per SCRR, 1957) (VIII) As a % of (A+B+C2)	21.17	2.25	23.42
Number of Voting Rights held in each class of securities (IX)			
Class eg: X	127107260	13512716	140619976
Total	127107260	13512716	140619976
Total as a % of Total Voting rights	21.17	2.25	23.42
Total No. of shares on fully diluted basis (including warrants and Convertible Securities etc.) (XI)=(VII+X)	127107260	13512716	140619976
Shareholding, as a % assuming full conversion of convertible securities (as a percentage of diluted share capital) (XII)= (VII)+(X) As a % of (A+B+C2)	20.48	2.18	22.66
Number of equity shares held in dematerialized form (XVIII)	127107260	13512716	140619976
Reason for not providing PAN			
Reason for not providing PAN			
Shareholder type	Promoter	Promoter	



Any Other (specify)							
Sr. No.	1	2	3	4	5	6	7
Category	Person Acting in Concert	Person Acting in Concert	Person Acting in Concert	Person Acting in Concert	Person Acting in Concert	Person Acting in Concert	Person Acting in Concert
Name of the Shareholders (I)	Motilal Oswal Family Trust	Vaibhav Raamdeo Agrawal	Suneeta Raamdeo Agrawal	Raamdeo Agarwal HUF	Vimla Motilal Oswal	Pratik Ranjit Mehta	Natasha Aniruddha Malpani
PAN (II)							
No. of the Shareholders (I)	1	1	1	1	1	1	1
No. of fully paid up equity shares held (IV)	142196408	30870096	25487508	17973056	9912516	8940828	8876828
Total nos. shares held (VII) = (IV)+ (V)+ (VI)	142196408	30870096	25487508	17973056	9912516	8940828	8876828
Shareholding as a % of total no. of shares (calculated as per SCRR, 1957) (VIII) As a % of (A+B+C2)	23.68	5.14	4.24	2.99	1.65	1.49	1.48
Number of Voting Rights held in each class of securities (IX)							
Class eg: X	142196408	30870096	25487508	17973056	9912516	8940828	8876828
Total	142196408	30870096	25487508	17973056	9912516	8940828	8876828
Total as a % of Total Voting rights	23.68	5.14	4.24	2.99	1.65	1.49	1.48
Total No. of shares on fully diluted basis (including warrants and Convertible Securities etc.) (XI)=(VII+X)	142196408	30870096	25487508	17973056	9912516	8940828	8876828
Shareholding, as a % assuming full conversion of convertible securities (as a percentage of diluted share capital) (XII)= (VII)+(X) As a % of (A+B+C2)	22.91	4.97	4.11	2.9	1.6	1.44	1.43
Number of equity shares held in dematerialized form (XVIII)	142196408	30870096	25487508	17973056	9912516	8940828	8876828
Reason for not providing PAN							
Reason for not providing PAN							
Shareholder type	Promoter	Promoter Group	Promoter Group	Promoter Group	Promoter Group	Promoter Group	Promoter Group



Any Other (specify)							
Sr. No.	8	9	10	11	12	13	14
Category	Person Acting in Concert	Person Acting in Concert	Person Acting in Concert	Person Acting in Concert	Person Acting in Concert	Person Acting in Concert	Person Acting in Concert
Name of the Shareholders (I)	Pratik Motilal Oswal	Pratiksha Pratik Mehra	Dhairya Agrawal	Suman Agrawal	Vedika Vaibhav Agrawal	Vinay Agrawal	Anita Agrawal
PAN (II)							
No. of the Shareholders (I)	1	1	1	1	1	1	1
No. of fully paid up equity shares held (IV)	8876828	8876828	900000	400000	500000	400000	320000
Total nos. shares held (VII) = (IV)+ (V)+ (VI)	8876828	8876828	900000	400000	500000	400000	320000
Shareholding as a % of total no. of shares (calculated as per SCRR, 1957) (VIII) As a % of (A+B+C2)	1.48	1.48	0.15	0.07	0.08	0.07	0.05
Number of Voting Rights held in each class of securities (IX)							
Class eg: X	8876828	8876828	900000	400000	500000	400000	320000
Total	8876828	8876828	900000	400000	500000	400000	320000
Total as a % of Total Voting rights	1.48	1.48	0.15	0.07	0.08	0.07	0.05
Total No. of shares on fully diluted basis (including warrants and Convertible Securities etc.) (XI)=(VII)+X	8876828	8876828	900000	400000	500000	400000	320000
Shareholding, as a % assuming full conversion of convertible securities (as a percentage of diluted share capital) (XII)=(VII)+(X) As a % of (A+B+C2)	1.43	1.43	0.15	0.06	0.08	0.06	0.05
Number of equity shares held in dematerialized form (XVIII)	8876828	8876828	900000	400000	500000	400000	320000
Reason for not providing PAN							
Reason for not providing PAN							
Shareholder type	Promoter Group	Promoter Group	Promoter Group	Promoter Group	Promoter Group	Promoter Group	Promoter Group




[Handwritten signature]

Any Other (specify)							
Sr. No.	15	16	17	18	19	20	21
Category	Person Acting in Concert	Person Acting in Concert	Person Acting in Concert	Person Acting in Concert	Person Acting in Concert	Person Acting in Concert	Person Acting in Concert
Name of the Shareholders (I)	Sukhdeo Ramgopal Agarawal	Karcon Ramgopal Agarawal	Satish Agrawal	Govind Deo Agarawal	Rajendra Gopikal Oswal	Late Vimala Devi	Motilal Gopikal Oswal HUF
PAN (II)							
No. of the Shareholders (I)	1	1	1	1	1	1	1
No. of fully paid up equity shares held (IV)	308248	300000	273380	223080	219984	5720	3468
Total nos. shares held (VII) = (IV)+ (V)+ (VI)	308248	300000	273380	223080	219984	5720	3468
Shareholding as a % of total no. of shares (calculated as per SCRR, 1957) (VIII) As a % of (A+B+C2)	0.05	0.05	0.05	0.04	0.04	0	0
Number of Voting Rights held in each class of securities (IX)							
Class eg: X	308248	300000	273380	223080	219984	5720	3468
Total	308248	300000	273380	223080	219984	5720	3468
Total as a % of Total Voting rights	0.05	0.05	0.05	0.04	0.04	0	0
Total No. of shares on fully diluted basis (including warrants and Convertible Securities etc.) (XI)=(VII+X)	308248	300000	273380	223080	219984	5720	3468
Shareholding, as a % assuming full conversion of convertible securities (as a percentage of diluted share capital) (XII)= (VII)+(X) As a % of (A+B+C2)	0.05	0.05	0.04	0.04	0.04	0	0
Number of equity shares held in dematerialized form (XVIII)	308248	300000	273380	223080	219984	5720	3468
Reason for not providing PAN							
Reason for not providing PAN							
Shareholder type	Promoter Group	Promoter Group	Promoter Group	Promoter Group	Promoter Group	Promoter Group	Promoter Group




Any Other (specify)						
Sr. No.	22	23	24	25	26	
Category	Bodies Corporate	Bodies Corporate	Person Acting in Concert	Person Acting in Concert	Person Acting in Concert	Click here to go back
Name of the Shareholders (I)	OSAG Enterprises LLP	Motilal Oswal Foundation	Ansi Cswal	Javerilal Oswal	Anand Agarwal	
PAN (II)						Total
No. of the Shareholders (I)	1	0	0	0	0	22
No. of fully paid up equity shares held (IV)	8000	0	0	0	0	265872776
Total nos. shares held (VII) = (IV)+ (V)+ (VI)	8000	0	0	0	0	265872776
Shareholding as a % of total no. of shares (calculated as per SCRR, 1957) (VIII) As a % of (A+B+C2)	0	0	0	0	0	44.27
Number of Voting Rights held in each class of securities (IX)						
Class eg: X	8000	0	0	0	0	265872776
Total	8000	0	0	0	0	265872776
Total as a % of Total Voting rights	0	0	0	0	0	44.27
Total No. of shares on fully diluted basis (including warrants and Convertible Securities etc.) (XI)=(VII+X)	8000	0	0	0	0	265872776
Shareholding, as a % assuming full conversion of convertible securities (as a percentage of diluted share capital) (XII)= (VII)+(X) As a % of (A+B+C2)	0	0	0	0	0	42.84
Number of equity shares held in dematerialized form (XVIII)	8000	0	0	0	0	265872776
Reason for not providing PAN						
Reason for not providing PAN						
Shareholder type	Promoter Group	Promoter Group	Promoter Group	Promoter Group	Promoter Group	




Directors and their relatives (excluding independent directors and nominee directors)


Sr. No.	1	2	
Name of the Shareholders (I)	Navin Agarwal	Rajat Rajgaria	Click here to go back
PAN (II)			Total
No. of fully paid up equity shares held (IV)	30540288	6768943	37309231
Total nos. shares held (VII) = (IV)+ (V)+ (VI)	30540288	6768943	37309231
Shareholding as a % of total no. of shares (calculated as per SCRR, 1957) (VIII) As a % of (A+B+C2)	5.09	1.13	6.21
Number of Voting Rights held in each class of securities (IX)			
Class eg: X	30540288	6768943	37309231
Total	30540288	6768943	37309231
Total as a % of Total Voting rights	5.09	1.13	6.21
No. Of Outstanding ESOP Granted (XC)	0	200000	200000
No. of Shares Underlying Outstanding convertible securities, No. of Warrants and ESOP etc. (X) = (XA+XB+XC)	0	200000	200000
Total No. of shares on fully diluted basis (including warrants, ESOP, Convertible Securities etc.) (XI)=(VII+X)	30540288	6968943	37509231
Shareholding, as a % assuming full conversion of convertible securities (as a percentage of diluted share capital) (XII)= (VII)+(X) As a % of (A+B+C2)	4.92	1.12	6.04
Number of equity shares held in dematerialized form (XIV)	30540288	6768943	37309231



Reason for not providing PAN			
Reason for not providing PAN			
Sub-categorization of shares			
Shareholding (No. of shares) under			
Sub-category (i)	0	0	0
Sub-category (ii)	0	0	0
Sub-category (iii)	0	0	0



Any Other (specify)					
Sr. No	1	2	3	4	
Category	Trusts	LLP	HUF	Clearing Members	
Category / More than 1 percentage	Category	Category	Category	Category	
Name of the Shareholders (I)					Click here to go back
PAN (II)					Total
No. of the Shareholders (I)	8	203	3396	42	3649
No. of fully paid up equity shares held (IV)	7517	1230663	1728285	83348	3049813
Total nos. shares held (VII) = (IV)+ (V)+ (VI)	7517	1230663	1728285	83348	3049813
Shareholding as a % of total no. of shares (calculated as per SCRR, 1957) (VIII) As a % of (A+B+C2)	0	0.2	0.29	0.01	0.5
Number of Voting Rights held in each class of securities (IX)					
Class eg. X	7517	1230663	1728285	83348	3049813
Total	7517	1230663	1728285	83348	3049813
Total as a % of Total Voting rights	0	0.2	0.29	0.01	0.5
No. Of Outstanding ESOP Granted (XC)	0	0	0	0	0
No. of Shares Underlying Outstanding convertible securities, No. of Warrants and ESOP etc. (X) = (XA+XB+XC)	0	0	0	0	0
Total No. of shares on fully diluted basis (including warrants, ESOP, Convertible Securities etc.) (XI)=(VII+X)	7517	1230663	1728285	83348	3049813
Shareholding, as a % assuming full conversion of convertible securities (as a percentage of diluted share capital) (XII)=	0	0.2	0.28	0.01	0.49



(VII)+(X) As a % of (A+B+C2)					
Number of equity shares held in dematerialized form (XIV)	7517	1230663	1728285	83348	3049813
Reason for not providing PAN					
Reason for not providing PAN					
Sub-categorization of shares					
Shareholding (No. of shares) under					
Sub-category (i)	0	0	0	0	0
Sub-category (ii)	0	0	0	0	0
Sub-category (iii)	0	0	0	0	0

